



**SENATOR**   
**CHEVY**



# THE INCREDIBLY DURABLE STARTRANS SENATOR

## QUALITY CONSTRUCTION REIGNS SUPREME

Introducing the Senator SII from StarTrans. This line of mid-size buses has been designed with the needs of the customer, passenger, and driver in mind. This line provides the outstanding value and the durability you have come to expect from StarTrans buses over the past twenty-five years.

The Senator SII features a galvanized steel, baked white exterior along with a new front aerodynamic fiberglass profile. It also features a new stylish rear profile which utilizes lightweight thermoplastics. In keeping with the StarTrans tradition of excellence, the Senator SII utilizes a fully welded steel cage construction to help ensure the safety, overall strength, and durability of the bus.

The Senator SII offers seating capacity up to 21 passengers on certain models. It also features a spacious aisle, large luggage racks, and plenty of headroom for passenger safety and comfort. And these are just some of the features and benefits of the Senator SII.

Underneath the Senator SII is the time-tested Chevrolet 610 chassis. This chassis selection provides the durability and serviceability needed to keep your new Senator SII performing at its best for years to come.

Engineering excellence and quality construction combined with rugged testing performed in Altoona, Pennsylvania, ensure the structural integrity of the Senator SII. We back our buses with a five-year, 75,000-mile body structural warranty.



Startrans Senator SII 22' with optional rear wheelchair and rear door



Optional interior seating  
Optional Paratransit lift  
Standard driver console area



# CHEVY SENATOR FEATURES

**SUBFLOOR** – 12-gauge steel superstructure fully welded with floor-level Z-rails, incorporated with chassis-rubber ride capabilities.

**FLOORING** – 3/4" FRP with undercoating. Floor covered with 1/8" transit rubber. Formed galvanneal steel heat shields over chassis, catalytic converter, and muffler.

**SIDEWALLS** – 1" Polyurethane foam insulation (R-7) enclosed within a fully laminated assembly. Ladder-framed sidewalls are fully welded of 16-gauge steel. Exterior sidewall skins are .024" galvanized steel with baked-enamel paint finish.

**ROOFING** – Roof framing is a fully welded assembly utilizing formed steel-hat section crossmembers, as well as heavy-duty steel roll bars welded at the front, rear, and center of the vehicle. Roof exterior skins are of .024" galvanized steel with baked-enamel paint finish.

**WINDOWS** – 36" x 36" T-Slider windows, 31% tinted. Clamp ring-style radius windows. Egress windows installed to meet FMVSS 217 requirements. Operator's curbside window AS-2 rated.

**ENTRY** – Spacious entry (32" x 83" clear opening) with doors that operate manually or electric. The 14-gauge steel door frames are fully welded and powder-coated to enhance durability. The door panels are full height glass. White step nosing and lighted stepwell standard. Entrance grab rail (left side).

**LIGHTING** – Each bus comes standard with six passenger courtesy lights.

**ELECTRICAL** – Wiring is color-coded with the number and function designated every 12" on the wire to enable identification and circuit traceability. Only premium components built to meet the Society of Automotive Engineers (S.A.E.) and Underwriters Laboratories (U.L.) requirements are used. Electronic control console switch panel.

**OPTIONAL A/C & HEAT** – A/C systems ranging in size from 30,000 BTU to 88,000 BTU. Rear heat 20,000 BTU to 65,000 BTU.

**OPTIONAL PARATRANSIT** – Wheelchair accessibility with a wide range of securement systems and seating arrangements.

**OPTIONAL LUGGAGE** – Luggage can be stored in over-seat, floor-to-ceiling, rear compartment, or custom-designed areas.

**OPTIONAL SEATING** – Forward-facing, perimeter-style, and track seating are all available. Your choice of vinyl and cloth fabric in a wide range of colors.

- White baked-enamel prepainted body; bright white gelcoated front cap
- Exterior mirrors – 8" x 15"

- Heavy-duty, 10-gauge box bumper with anti-ride cover
- Mud flaps (front and rear)
- 12-month/12,000-mile with five-year/ 75,000-mile warranty of body structure

## CHEVY SPECIFICATIONS

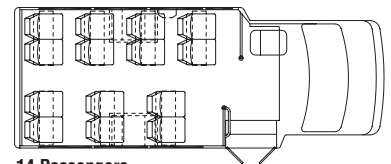
- Chevrolet 12,300 GVWR cutaway
- Tinted glass
- Automatic transmission
- 4:10 rear axle ratio
- Power steering
- Power brakes
- Dash A/C and heater
- Super engine cooling
- Tilt steering and cruise control
- 368-cubic-inch (Vortec 6000) 6.0L gas
- 405-cubic inch (Duramax 6600) 6.6L diesel
- 35-gallon fuel capacity
- Radial tires LT225-16 D
- Chrome front bumper with license plate bracket
- Comfort-ride suspension – H.D. springs and shocks
- Read-out gauges
- Heavy-duty batteries
- 145 AMP alternator
- 139" & 159" wheelbase

## Dimensions

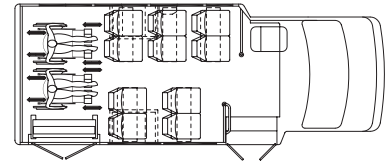
- Exterior width at wheel flare – 100"
- Exterior height – 116"
- First step to ground – 12" second-and third-step riser – 9" max.
- Step tread depth – 9.5" max.
- Entrance clear opening – 32" x 83" min.
- Interior width at seat level – 93.5"
- Interior width up 36" from floor – 93.5"
- Center aisle height – 82"
- Flat floor aisle height – 76.5"
- Double wheelchair doors – 46.5" x 70.5"

Due to Supreme Corporation's commitment to product quality, specifications and options are subject to change in the interest of product improvement and market changes.

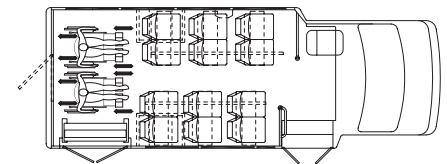
Floorplans shown are only a few of the designs available.



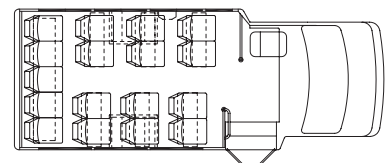
14 Passengers



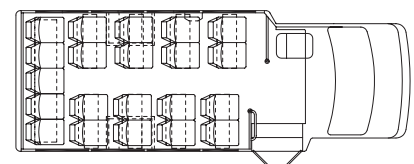
10 Passengers and 2 W/C



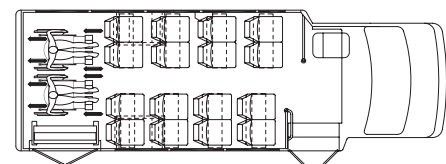
12 Passengers and 2 W/C



17 Passengers



21 Passengers



16 Passengers and 2 W/C (available on gas only)



2592 East Kercher Road • Goshen, IN 46528  
574-642-4730 • 877-258-1391 • FAX 574-642-4108  
www.StarTransBus.com



Please call today for a dealer near you.